

Main yurt crate shown as representation. Scale is not exact.

SUGGESTED TOOLS

We recommend you source and prep your tools before heading to your site. In addition, be sure to have hard hats and first aid materials on hand.



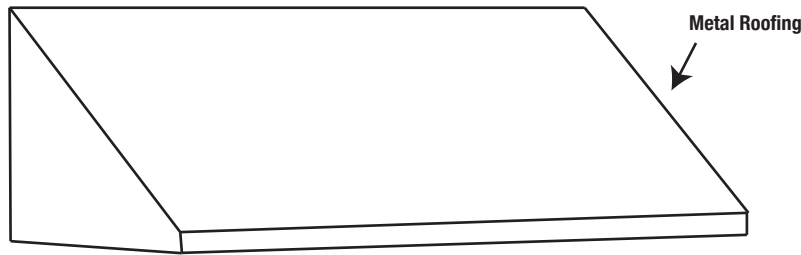
CORDLESS DRILL



6' LADDER




MEASURING TAPE



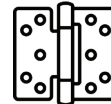
SUGGESTED HARDWARE



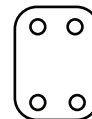
8 x 1-1/4 in. WOOD SCREWS



TWO WOOD PALLETS AND EXTRA 2 X 4 WOOD PLANKS FOR SHED TOP



TWO 3-1/2 in. x 5/8in. DOOR HINGES



ORNAMENTAL WOOD TIES TO CONNECT CRATE TO SHED TOP AND PALLETS



CORRUGATED GALVANIZED STEEL 31-GAUGE ROOF PANEL



SLIDE BOLT DOOR LOCK AND LATCH

